

Clue 1

A=1, B=2, C=3 etc

$$300 \times (12 - 2) - 86$$

Clue 2

DGEIRF

Clue 3

A=2, B=4, C=6 etc

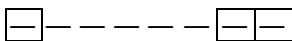
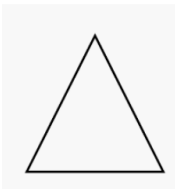
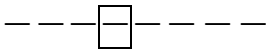
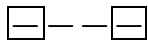
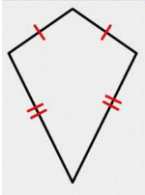
26 42 14

Clue 4

A=Z, B=Y etc

HSLDVI

Clue 5



Clue 6

Numbers in the 8 times table

12	14	18	16
C	A	R	S
24	20	28	30
O	P	E	N
68	72	76	74
F	A	I	R
36	34	38	32
C	A	M	P